

# 3 Bags Full Workshop Programme

## 9 -21 October 2023

**Thursday 19 October 1.30-4.00**  
**Advanced Tunisian Crochet £16.00**



Building on the basics of Tunisian Crochet you will learn how you make longer stitches eg. Tunisian trebles and to combine different colours to make a colourful sample with bobbles, waves and textures.  
 Suitable for anyone with basic Tunisian crochet skills.  
 Please bring along 5 contrasting colours of smooth DK yarn (not cotton) for the sample (it can be made with 3). Tunisian crochet hooks will be available to borrow at the workshop.

**Friday 20 October 10.30-12.00**  
**Bavarian Crochet £16.00**




Bavarian Crochet is an interesting technique that uses clusters and long stitches to make texture and patterns.  
 Diane will teach you how to make a shell cluster and how to make back post stitches which are used in Bavarian Crochet and often in textured blankets so this will build on your crochet skills.  
 Working in the round to make a coaster you will use treble shell clusters and back post trebles in different colours of yarn to make the overlaid effect.  
 Basic instructions for Bavarian Crochet are included in the workshop.  
 Please bring 2 or 3 contrasting colours of smooth DK yarn (not cotton) and a 4mm

crochet hook.

Suitable for people who have basic crochet skills and have some experience of making trebles eg. in granny squares or rows.

**Friday 20 October 1.30-4.00**  
**Macrame Plant Holder £22.00**



Try the fun craft of macrame and create a pot holder for your home, perfect for plants, pens or utensils. During the workshop Lyndsey Harvey will teach you how to create three different knots and the skills to continue the craft at home. The workshop is suitable for beginners.

**Saturday 21 October 10.00-4.00**  
**Wet Felted Vessel £35.00**




Learning how to make a little pot is the first step into the exciting world of 3D wet felting using resists. Molly Tufnell will focus on the process and technique to make a successful vessel using a resist.  
 Please bring along a large roll of white bin liners to stuff your pot while it dries (they will be perfectly useable when the pot is dry), bubble wrap approx. 18" square, a couple of old towels. All materials will be provided.  
 Suitable for beginners.

**All workshops will take place at The Liskerrett Centre, Liskeard**  
**Please visit our website - [www.3bagsfull.org](http://www.3bagsfull.org) for more information and details you will need for each workshop.**

Book at Liskeard Tourist Information Centre (at the museum, Pike Street 01579 349148)

**Monday 9 October 10.00-12.30**  
**Drop in Session £5.00**



Learn to knit or crochet or bring along projects/patterns to trouble shoot with members of 3 Bags Full and Liskerrett Knit and Natter.


**Monday 9 October 1.30-4.00**  
**Pin Loom Weaving £25.00**



Kay Walker will show you how to make a continuous weave on either a square or triangular pin loom.  
 Suitable for beginners.  
 Square or triangular looms will be provided



**Tuesday 10 October 10.00-12.30**  
**Continental Knitting £17.00**



The continental way of knitting is faster and more efficient than most English styles. Anniken Allis will teach you how to carry your yarn in your left hand and how to knit and purl (Norwegian purl) continental style. For the Norwegian purl the yarn stays at the back of the work which makes it much quicker than the standard continental purl when working combined knit/purl stitch patterns such as ribs or moss stitch. Please bring along DK yarn and 4mm needles. Suitable for all knitters.

**Tuesday 10 October 1.30-4.00**  
**Stranded Colour Work Cowl £17.00**




Join Anniken Allis to learn how to knit a stranded colour work (fair isle) cowl including how to knit with one colour in each hand, how to read a colour work chart, how to achieve perfect float and tension. You will be asked to knit the rib before the workshop.  
 Please bring along two colours of dk yarn, approx 52g (100-110m) each, 4mm circular needles (60cm long) (if you know that you normally knit very loosely, then bring 3.5mm circular needles), stitch marker.  
 Suitable for those who have confident basic knitting skills: knit, purl, cast on, cast off, (knitting in the round an advantage but not essential).

**Wednesday 11 October 10.00-12.30**  
**Solar Dyeing £40.00**




Caroline Bawn will show you how to create natural dye colour combinations and dye your own skein of yarn in a large jar! You don't need any special equipment or set-up, the power of daylight will help to fix the colours on the yarn.  
 Create your own solar dye jar, normally retailing at £30, to take home, and watch the colours develop.  
 Suitable for all levels of experience.

**Wednesday 11 October 1.30-4.00**  
**3D Needle Felting £20.00**



Kay Walker will show you how to make a needle felted 3D Chough, a symbol of Cornwall, over a wire frame. All materials will be provided.  
Suitable for beginners.

**Thursday 12 October 10.00-12.30**  
**Two colour Brioche knitting basics £17.00**




Brioche knitting is very popular. In this workshop you will learn two colour brioche starting with a basic brioche rib and syncopated brioche, reading brioche patterns and how to fix basic mistakes.  
Please bring along dk yarn (two colours), 4mm circular needles (60 or 80cm long) and knitting notions.  
Suitable for those who have confident basic knitting skills: knit, purl, cast on and cast off

**Thursday 12 October 1.30-4.00**  
**Mosaic Knitting £17.00**




Mosaic knitting is the easiest way to knit colour work. It looks really effective but only one colour is used per row. In this workshop Anniken Allis will show you how to knit mosaic colour work and how to knit from a mosaic chart by starting a pair of hand warmers.  
Please bring along two colours of dk yarn – approx 30-50g of each colour, 4.5mm knitting needles, knitting notions.  
Suitable for those who have basic knitting skills: knit, purl, cast on and cast off.

**Saturday 14 October 10.00-4.00**  
**Knit a Striped Beanie in the Round £24.00**



Come and join Eileen McTague for a fun workshop knitting a hat in the round, using up all your left over yarns. If you can cast on, knit and purl but are not sure about using circular needles, this is the workshop for you.  
We will be knitting a hat to fit a child and I will provide a pattern for you to make an adult hat at home.  
Circular knitting is ideal for hats, socks and garments without seams, giving a better finish, increased comfort and no seams to sew up!  
Bring along oddments of Aran yarn, total 100g (if you don't have Aran, bring DK or 4 ply), 5 mm circular needles, 60 cm in length, 6mm straight or circular needles, tapestry needle to sew in ends, scissors.

**Monday 16 October 10.00-4.00**  
**Tablet Weaving for Texture. £30.00**



In this workshop Lynda Moss will show you how to use this ancient art of using card tablets to create a textured braid using a single colour. Please bring two table clamps or G clamps, there will be some to borrow if you don't have any to secure the threads whilst weaving. The workshop will include a kit containing all of the yarn and tablets needed to produce your braid. Suitable for all skill levels.

Display of ancient tablet weaving materials.

**Tuesday 17 October. 10.30-4.00**  
**Knitting Brioche Cowls £36.00**




Suitable for knitters familiar with basic two colour brioche rib. In this class you'll choose from three brioche cowls (different difficulty levels) and you will learn the increases and decreases required to knit brioche patterns as well as how to knit brioche in the round.

To access the workshop you must be able to knit purl, cast on, cast off and be able to work a basic two colour brioche rib.

Please bring along 50g (approx 200m) each of dk yarn (two colours), 4mm circular needles (60cm long) and knitting notions.

**Wednesday 18 October 10.00-12.30**  
**Rug Making Workshop £19.00**




With Lisa Brooks you will learn two different rug making techniques, peg loom weaving and rag rugging, which can be used to stash bust both fabric and wool. Latch hooks will be provided for you to take home.

Bring along any yarn or fabric you would like to stash bust or swap or use what is provided.



**Wednesday 18 October 1.30-4.00**  
**Wild Knitting £19.00**



Lisa Brooks will show you how, using a freeform technique, you can break all the rules and make a stash-busting piece of wearable art. Bring your favourite circular needle if you have one, but we will have some for you to use and take away with you.

Bring along any yarn you would like to stash bust or swap or use what is provided.

**Thursday 19 October 10.00-12.30**  
**Tunisian Crochet for Beginners £16.00**



Tunisian crochet is a form of crochet that uses a long hook to gather up and then work off stitches, making a compact fabric, suitable for bags, cushions, hand warmers and many other projects.

Diane Stewart will teach you the basic techniques and stitches of Tunisian crochet and how to use different colours to make great effects in your projects. The workshop will include instruction sheets for the basic stitches and techniques. Suitable for anyone with basic crochet skills

Please bring with you 2 contrasting colours of smooth DK yarn (not cotton). Tunisian Crochet hooks will be available to borrow at the workshop