

3 Bags Full Workshop Programme

October 3rd-October 17th 2022

Monday 3rd October 10.00–4.00

Filet Crochet. £34

Try your hand at creating beautiful, vintage filet crochet with Sioux Legg. In the morning you will practice the pattern with DK yarn and a 4mm hook. In the afternoon refine your skills using size 10 crochet cotton and a 2mm hook which will both be supplied.



Tuesday 4th October 10.00-12.30

Stranded Colour Work £17

Whether you want to learn how to knit stranded colour work (fair isle), or get more practice, with Anniken Allis you will learn to knit with one colour in each hand, how to strand the colours correctly, achieve perfect floats, how to read a chart, how to knit in the round and other tricks and tips. You will get a choice of two patterns to take home.



You will need small amounts of two colours 4ply yarn and 3.5mm 60-80cm circular needles or dk knit yarn and 4mm circular needles plus scissors, sewing needle, stitch markers.

Tuesday 4th October 1.30-4.00

Introduction to spinning using hand spindles. £13

Come and join Eileen McTague to learn about preparing fleece and fibre, try some carding and learn to make your own yarn using a top whorl drop spindle. This is a fun, low-cost and portable way to spin. Wool fibre will be provided. Spare tools will be available for you to use, but if you have your own carders or hand spindle please feel free to bring them along. You will also need 10/12 mm knitting needles.



Wednesday 5th October 10.00-4.00

Woollen v Worsted Spinning £29

Amanda Hanaford will explain the differences between the two spinning extremes. Hand carding for perfect rolags and spinning them with an English woollen longdraw and handcombing and spinning worsted.

Each student will need a spinning wheel in good working order (there won't be time in class to sort out non-functioning wheels). Students should bring at least two empty bobbins, and a skeiner or niddy-noddy would also be useful, plus a notebook and pencil. Students will also need hand carders, flick carders and wool combs if they own them (but don't go out and buy them specially – some will be provided for use in class)



Thursday 6th October 10.00-12.30

Knitting Mitred Squares £16

In this workshop you will learn how to knit Anniken Allis's Squares Bag and also how to use mitred squares to knit cushions and blankets or other items. Learn how to knit single mitred squares and how to add mitred squares to an existing square (including how to pick up stitches and cast on stitches at the beginning of a row) as well as how to assemble the Squares Bag. You will be given the Squares pattern to take home. You will need 4ply yarn and 3.25 knitting needles or DK yarn and 4mm needles plus scissors, sewing needle, stitch markers.



Thursday 6th October 1.30-4.00
Introduction to Needle Felting. £19

In the first of two classes Kay Walker will teach you the basics of using types of wool and tools to make a 3D animal such as a penguin, a panda, an owl or sheep. All materials provided.



Friday 7th October 10.00-4.00
Spinning Fancy Yarns. £36

You will be working with Amanda Hannaford using combed tops dyed locks and drumcarded batts. Core-spun yarn is the perfect technique to show off the luscious colours in striped or space-dyed tops, locks and art batts, and those same tops with just a bit of extra know-how can create a very stable slubbed single. You will then be able to combine these elements to create bulky textured yarns, spirals, flame, coils, beehives and many more. Each student will need a spinning wheel in good working order (there won't be time in class to sort out non-functioning wheels). Students should bring at least two empty bobbins, and a skeiner or niddy-noddy would also be useful, plus a notebook and pencil.



Saturday 8th October 10.00-12.30
Drop in Knit and Crochet Session. £5

Learn to knit or crochet in our informal workshop led by members of 3 Bags Full and other experienced knitters and crocheters. We will provide all you need to get going with either craft or help out with teething problems if you are already learning but would like a bit of advice.

Saturday 8th October 1.30-4.00
Sock Making. £13

Come and join Eileen McTague to learn the skills of sock making. You will learn how to knit in the round, turn a heel and graft a toe with Kitchener stitch while making a sock to fit a baby. You will need to bring 4ply sock yarn (100g will make an adult pair of socks + one baby pair. You will also need 5x2.5mm double pointed needles, tape measure, small safety pins, row counter, darning needle.



Monday 10th October 10.00-12.30
Lace Knitting £16

Anniken Allis will teach you how to read lace charts, add beads using a crochet hook, how to block/dress lace and how to cast off using a stretchy cast off suitable for lace. You will practice lace patterns during the workshop. You will need small balls of sock or 4ply yarn, 4mm circular needles (80cm long) although straight needles can be used if preferred. You will also need scissors, sewing needles, stitch markers.



Monday 10th October 1.30-4.00

Botanical Printing £21

Eileen McTague will be introducing you to the magical art of contact printing on fabric using the pigments naturally present in plants.

Wear work clothes, apron, face mask, washing up gloves. Bring strong string to wrap bundle, secateurs, scissors, old cotton sheet (must be cotton, thicker is better), leaves. Eileen will provide a list of leaves to bring and you can collect some on the day.



Tuesday 11th October 10.00-4.00

Brioche Knitting. £30

Brioche knitting remains very popular. In this workshop with Anniken Allis you will learn single and two colour brioche starting with a basic brioche rib and moving on to increases and decreases, syncopated brioche, reading brioche patterns and how to fix basic mistakes. Please bring DK yarn (at least two colours) and 4mm needles


knitting notions (scissors, sewing needles, stitch makers).



Wednesday 12th October 10.00-12.30

Mosaic Crochet £15


If you have basic crochet skills Diane Stewart will teach you how to create beautiful, geometric crochet patterns. You will need two contrasting colours of smooth, DK yarn (not cotton) and a 4mm crochet hook.



Wednesday 12th October 1.30-4.00

Tunisian Crochet £15

Tunisian crochet is a form of crochet which uses a long hook to gather up then work off stitches making a compact fabric suitable for bags, cushions, handwarmers etc. In Diane's second class you will learn the basic stitches of Tunisian crochet and how to use different colours to create effects. The workshop will include instruction sheets for basic stitches and techniques. You will need DK yarn in different colours and a Tunisian hook. (There will be some to borrow).



Thursday 13th October 10.00-4.00

Natural Dyeing. £62 (includes solar dyeing kit and skein of 100%wool)

In this hands on workshop Caroline Bawn will teach you how to naturally dye your own skein of luxury yarn. You will prepare the yarn for dyeing, prepare the dyes and then dye the yarn. We will also talk about the history of natural dyes, the different types of plant dyes and how to over dye to achieve an even wider palette of colours. The afternoon session will include setting up your own solar dye jar to take home.

All equipment, tuition and materials are provided. Please feel free to bring any of your own hand spun yarn, fibre or small pieces of fabric. (Wool, silk, alpaca, protein fibre only)



**All workshops will take place at The Liskerrett Centre,
Liskeard.**

Please visit our website – www.3bagsfull.org for more information and details of what you will need for each workshop.

**Book at Liskeard Tourist Information Centre
(at the museum, Pike Street 01579 349148)**

Friday 14th October 10.00-12.30

Wild Weaving £17


Considering a variety of textiles, including wool, Lisa Brooks will teach you how to create a contemporary wall hanging using a choice of square or circular looms and materials such as driftwood to hang the work from. Have fun exploring different techniques and creating a unique piece. Everything will be provided but you are welcome to bring along fabrics, yarn or wool tops to incorporate in your work or share with the group.



Friday 14th October 1.30-4.00

Intermediate Needle Felting £19


In her second workshop Kay Walker will show you how to create a needle felted animal over a wire frame. All materials are provided.



Saturday 15th October 10.00-4.00

Tablet Weaving. £23

In this workshop Lynda Moss will show you how to use this ancient method of weaving using card tablets to create a patterned strap or braid. You will need to bring either 2 clamps or an inkle loom to secure your threads. 14 tablet weaving cards. You could make these yourselves, use beer mats or buy a set online. They need a hole at each corner, marked A,B,C,D in order clockwise. 1 metre of thick string, a flat shuttle, DK or 4ply cotton cut into 1 metre lengths as follows: 2 of colour 1, 10 of colour 2, 16 of colour 3 and 28 of colour 4 making 56 threads in total.



Monday 17th October 10.00-4.00

Wet Felted Vessel. £40

Learning how to make a little pot is the first step into the exciting world of 3D wet felting using resists. In the morning Molly Tufnell will focus on the process and technique to make a successful vessel using a resist. Developing what you have learnt, in the afternoon you will have the time to make a second more considered vessel thinking about shape, additional resists, colour and additions.

You will need to bring a big roll of white or clear bags to stuff your pot while it dries (they will be perfectly usable when the pot is dry), Bubble wrap approx. 18" square, a couple of old towels.

