



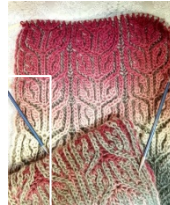
Friday 18th October 10.00-12.30 £14

An introduction to this super 'squishy' fabric using the Brioche knit and purl techniques. Ideal for both garments and accessories. This workshop is an ideal introduction to Julie's second workshop of the day for Brioche Improvers.

Beginners' Brioche Knitting

Friday 18th October 1.30-4.00 £16

In this workshop Julie Cowan will move on from basic Brioche stitches to more advanced stitches and effects. An ideal follow on from the Introduction to Brioche Knitting workshop.



Advanced Brioche Knitting

Saturday 19th October 10.00-4.00 £45

Caroline Bawn will teach you how to dye with natural colours from nature onto yarn. The morning session teaches the basics, and the afternoon session teaches more advanced dye effects. You will dye 1 skein of luxury yarn in each session to take home. There will be the chance to buy more yarn to "play" with dyes and achieve a range of colours and effects. DIY dye kits will also be available.



Natural Dyeing

Monday 21st October 10.00-4.00 £34

You will be introduced to the technique of Nuno Felting using Silk chiffon and Merino tops. By driving the fibre through the material so that they become one. Molly Tufnell will show you how to create a gorgeous new cloth. Please check our website to see what you will need to bring.



Nuno Felting

Thursday 24th October 10.00-4.00 £26

Make some beautiful Free Machined decorations for your Christmas Tree. Molly Tufnell will demonstrate the skills you need and give you the chance to have a bit of a practice. You will need to bring a sewing machine where the feed dogs can be lowered or covered and where you can control top tension and set stitch length and width. Please check our website to see what else you need to bring.



Free Machine Embroidery

Saturday 26th October 1.30-4.00 £5

Learn to knit or crochet at our informal workshop led by members of 3 Bags Full and other experienced knitters and crocheters. We will provide all you need to get going with either craft or help out with teething problems if you are already learning but need a bit of help or advice.



Workshop Programme 2019

All workshops will take place at The Liskerrett Centre, Liskeard. Please visit our website – www.3bagsfull.org for more information and details of what you will need for each workshop. Book at Liskeard Tourist Information Centre (at the museum, Pike St.) 01579 349148

Monday 7th October 10.00-12.30 £14

Hairpin lace is a beautiful variation on crochet in which an ordinary crochet hook is used with a hairpin loom to create lacy, open work designs. In Dianne Stewart's workshop you will learn to make strips of lace which you will then make into beautiful circles and flower shapes.



Hairpin Crochet Circles

Monday 7th October 1.30-4.00 £12


Come and join Eileen McTague to learn the ancient craft of spindle spinning. Practise carding and blending the clean raw fleece before spinning it into your own yarn using a top whorl spindle, which is affordable, portable and fun. Suitable for beginners.



Drop Spindle Spinning

Tuesday 8th October 10.00-4.00 £35

Anniken Allis will show you how to create a Fair Isle yoke sweater working in the round from the top down. You will learn how to knit with two colours, construct a circular yoke and how to include a Fairisle pattern. All you need to be able to do is cast on, knit plain and purl and cast off,



Top Down Fair Isle Yoke

Wednesday 9th October 10.00-12.30 £12

Learn the basics of crochet with Sioux Legg. You will learn simple stitches and how to combine them. An ideal introduction to Sioux's Crochet flowers workshop.




Learn to Crochet

Wednesday 9th October 1.30-4.00 £12

Sioux Legg will teach you how to combine simple crochet stitches to make beautiful flowers.

Ideal for bunting, wreaths, bouquets. An ideal follow on from Sioux's Learn to Crochet workshop.



Crochet Flowers

Thursday 10th October 10.00-4.00 £25


Jean Fenton will teach you how to create beautiful textured landscapes using traditional wet felting techniques and using Jean's beautiful hand dyed fibre. Suitable for all levels of experience including beginners.



Wet Felted Landscapes

Friday 11th October 10.00-12.30 £14

Tunisian crochet uses a long hook to gather up then work off stitches. Dianne Stewart will teach you the basic techniques and stitches of Tunisian crochet and how to use different colours to make great effects in your projects. Suitable for anyone with basic crochet skills,



Basic Tunisian Crochet

Friday 11th October 1.30-4.00 £14

Dianne Stewart's workshop is for those who would like to develop their skills in Tunisian crochet. Learn more advanced techniques such as Tunisian trebles and wave stitch and how to make textured stitches including cable effect. Suitable for those with basic Tunisian crochet skills . An ideal follow on from Dianne's beginner workshop.



Tunisian Improvers

Monday 14th October 10.00-12.30 £12

Ever wanted to knit in the round but not had the nerve? Vikki Rowan will show you that DPNs and circular needles are not scary by breaking the process down into easy stages. Suitable for anyone who can cast on, cast off, knit and purl. A good introduction to Vikki's Sock Techniques workshop.



Moving into the Round

Monday 14th October 1.30 -4.00 £12

Freaked out by the idea of knitting socks but fancy having a go? Vikki Rowan will break down the genius of sock knitting into manageable stages. You will leave with all the information you need to create hand knitted socks. Suitable for those who can knit in the round. An ideal follow on from Vikki's Moving into the Round workshop.




Sock Knitting Techniques

Tuesday 15th October 10.00-4.00 £35

In this class Anniken Allis will teach you different ways of adding beads to your knitting and how to choose which method to use for your project. You'll also learn how to read lace charts and work common lace stitches.

In the afternoon you will get to choose from a selection of beaded shawl/accessory patterns to work on. Suitable for confident novice and intermediate knitters.



Beaded Lace Knitting

Wednesday 16th October 10.00-12.30 £13

Let Nikki Little show you some ideas for making reusable everyday items. Learn simple patterns for making dishcloths, flannels, make up remover pads, soap bags etc. using 100% natural material – cotton. Ideal as gifts.



Eco Crochet

Wednesday 16th October 1.30-4.00 £14

In the first of two classes Kay Walker will teach you the basics of using types of wool and tools to make 3D models, usually two items perhaps more. All materials included in the fee.



3D needle felting for beginners

Thurs 17th October 1.30-4.00 £14

In the second class of Kay's classes you will learn the skills to make a beautiful 3D needle felted picture.



3D needle felted pictures for improvers

